



# Snowshoe Trails




- Easiest
- More Difficult
- Most Difficult
- Ski Trails

Distances are return to the parking lot

Big Cedar Loop 1.65 km

Wetland Loop 3.85 km

Euphrates Extension 6.45 km

-  First Aid Kit
-  Washroom
-  Euphrates Shelter

Please do not snowshoe on ski trails except for crossings, bridges, and the initial segment from the parking lot.

Please stay on the marked trails. Ponds, lakes, and creeks may not be frozen sufficiently.

- Segment Distance (km)
- XX

